

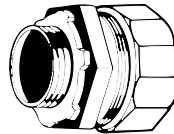
Rigid Conduit/IMC Fittings

Threadless Compression Connectors

- Malleable iron/zinc plated



CAT. NO.	CONDUIT SIZE (IN.)	STD. CTN.
<i>Die-Cast Zinc Flexible Metal Conduit to EMT</i>		
HC 401	½	300
HC-402	¾	150
HC-403	1	90
HC-404	1¼	60
HC-405	1½	30
HC-406	2	12
HC-407	2½	12
HC-408	3	6
HC-409	3½	6
HC-410	4	6



Suggested use — rigid conduit only.

UL File No. E-23018 ½"–1¼".

Set-Screw Connectors

- Steel
- Zinc plated



CAT. NO.	CONDUIT SIZE (IN.)	DIMENSIONS (IN.)		STD. CTN.
		A	B	
<i>Die-Cast Zinc Flexible Metal Conduit to EMT</i>				
HC 101	½	1⅞	1⅞	100
HC-102	¾	1⅞	1½	50
HC-103	1	5⅞	1⅜ ₁₆	50
HC-104	1¼	2	2	25
HC-105	1½	2½	2⅞	25
HC-106	2	2¾	2⅞	20
HC-107	2½	3⅜ ₃₂	3⅞ ₁₆	10
HC-108	3	4⅜ ₃₂	3⅞ ₁₆	5
HC-109	3½	4⅞ ₁₆	3⅞ ₁₆	5
HC-110	4	5⅜ ₃₂	4⅞ ₃₂	5

One set screw or two. Two set screws starting at 2" trade size.

Suggested use — rigid conduit only.

UL File No. E-23018 ½"–1¼".

Set-Screw Couplings

- Steel (concrete tight) when taped
- Zinc plated



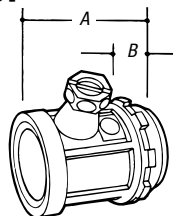
CAT. NO.	CONDUIT SIZE (IN.)	DIMENSIONS (IN.)		STD. CTN.
		A	B	
HK-101	½	1⅞	2⅜ ₃₂	100
HK-102	¾	1⅞	2⅜ ₃₂	50
HK-103	1	1⅞	2⅜ ₁₆	25
HK-104	1¼	2	2⅜ ₃₂	25
HK-105	1½	2¼	3⅜ ₆₄	25

Two set screws starting at 2".

UL File No. E-23018.

Rigid Connectors — Set-Screw Type — Die-Cast Zinc

CAT. NO.	TRADE SIZE (IN.)	DIMENSIONS (IN.)		STD. CTN.
		A	B	
HC-203	1	1.54	.49	100
HC-802	¾	1.44	.45	250
HC-803	1	1.54	.49	100

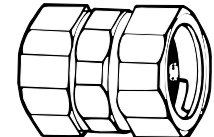


Threadless Compression Couplings

- Malleable iron/zinc plated



CAT. NO.	CONDUIT SIZE (IN.)	STD. CTN.
HK 401	½	300
HK 402	¾	150
HK 403	1	90
HK 404	1¼	60
HK 405	1½	30
HK 406	2	6
HK 407	2½	6
HK 408	3	4
HK 409	3½	4
HK 410	4	4



Suggested use — rigid conduit only.

UL File No. E-23018 ½"–1¼".

Insulated

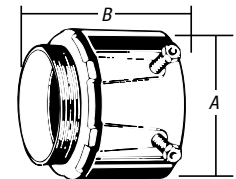


CAT. NO.	CONDUIT SIZE (IN.)	DIMENSIONS (IN.)		STD. CTN.
		A	B	
<i>Die-Cast Zinc Flexible Metal Conduit to EMT</i>				
HC 701	½	1⅞	1⅞	100
HC-702	¾	1⅞	1½	50
HC-703	1	5⅞	1⅜ ₁₆	25
HC-704	1¼	2	2	25
HC-705	1½	2½	2⅞	25
HC-706	2	2¾	2⅞	20
HC-707	2½	3⅜ ₃₂	3⅞ ₁₆	10
HC-708	3	4⅜ ₃₂	3⅞ ₁₆	5
HC-709	3½	4⅞ ₁₆	4⅞ ₁₆	5
HC-710	4	4⅞ ₁₆	4⅞ ₁₆	5

One set screw or two. Two set screws starting at 2" trade size.

Suggested use — rigid conduit only.

UL File No. E-23018 ½"–1¼".



Rigid Connectors — Set-Screw Type — Die-Cast Zinc

CAT. NO.	CONDUIT SIZE (IN.)	DIMENSIONS (IN.)		STD. CTN.
		A	B	
HK-106	2	2¾	3⅜ ₃₂	20
HK-107	2½	3⅞ ₁₆	3⅜ ₃₂	10
HK-108	3	4⅞ ₁₆	4⅜ ₃₂	5
HK-109	3½	4⅞ ₁₆	4⅞ ₁₆	5
HK-110	4	5⅞ ₁₆	5⅞ ₁₆	5

Two set screws starting at 2".

UL File No. E-23018.

